

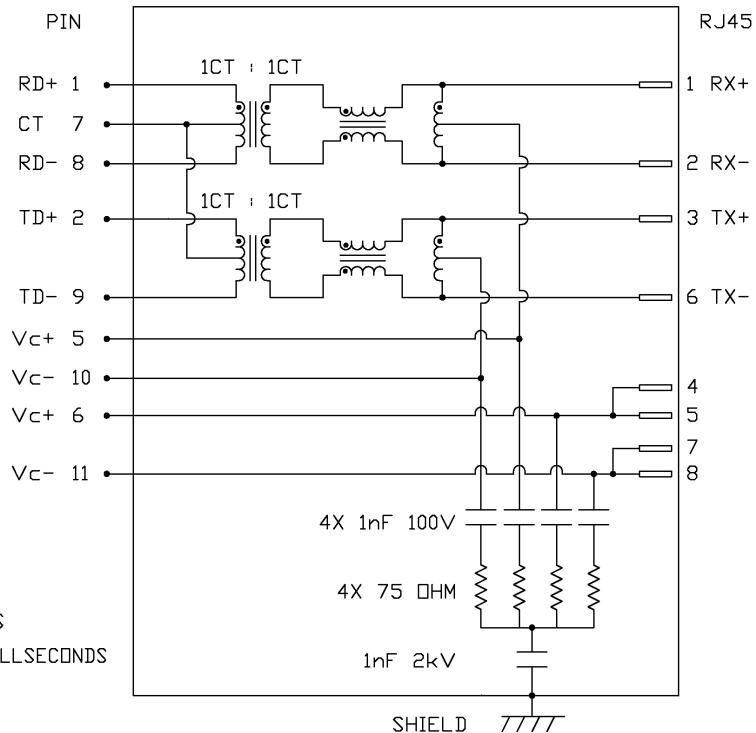
THE INFORMATION CONTAINED HEREIN IS CONSIDERED "PROPRIETARY" TO BEL FUSE INC. AND SHALL NOT BE COPIED, REPRODUCED OR DISCLOSED WITHOUT THE WRITTEN APPROVAL OF BEL FUSE INC.



ELECTRICAL CHARACTERISTICS @ 25°C

URNS RATIO	1CT : 1CT ±2%
□CL @ 100kHz/100mVRMS	
8mA DC BIAS	350µH MIN.
INSERTION LOSS	
100KHz TO 100MHZ	-1.5 dB MAX.
RETURN LOSS (MIN.)	
2MHZ-30MHZ	-16 dB MIN.
60MHZ-80MHZ	-10 dB MIN.
LEAKAGE INDUCTANCE	
PRIMARY W/ SECONDARY SHORTED	0.25µH MAX. @ 1MHz
D.C. RESISTANCE	
(8-1)=(9-2)	1.0 OHM MAX.
(RJ1-RJ2)=(RJ3-RJ6)	1.40 OHM MAX.
INTERWINDING CAPACITANCE	
PER CHANNEL (PRI. to SEC.)	40 pF MAX.
CROSS TALK	
100KHz - 100MHZ	-30 dB MIN.
BALANCED DC LINE CURRENT	350mA MAX. @ 57 VDC CONTINUOUS
	500mA MAX. @ 57 VDC FOR 200 MILLSECONDS
HIPOT (ISOLATION VOLTAGE)	2250 VDC

SCHEMATIC



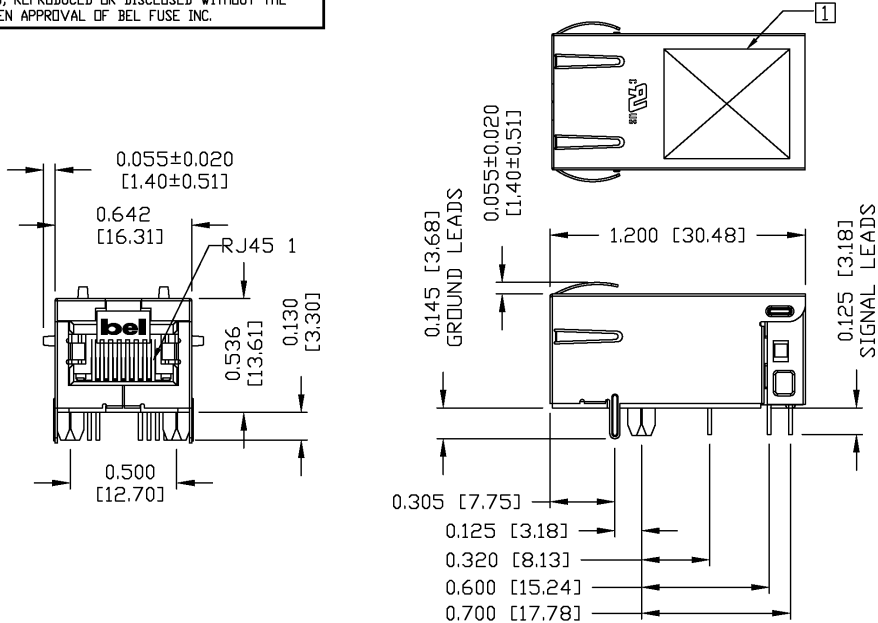
ORIGINATED BY CHUNG	DATE 08-17-06	TITLE 10/100 MagJack® (VQIP, Tab Up) 0816-1X1T-57-F	PART NO. / DRAWING NO. 08161X1T57-F	STANDARD DIM. TOL. IN INCH	[] METRIC DIM. AS REFERENCE
	DRAWN BY DE			DATE 08-17-06	FILE NAME 08161X1T57-FA.DWG



THE INFORMATION CONTAINED HEREIN IS CONSIDERED "PROPRIETARY" TO BEL FUSE INC. AND SHALL NOT BE COPIED, REPRODUCED OR DISCLOSED WITHOUT THE WRITTEN APPROVAL OF BEL FUSE INC.

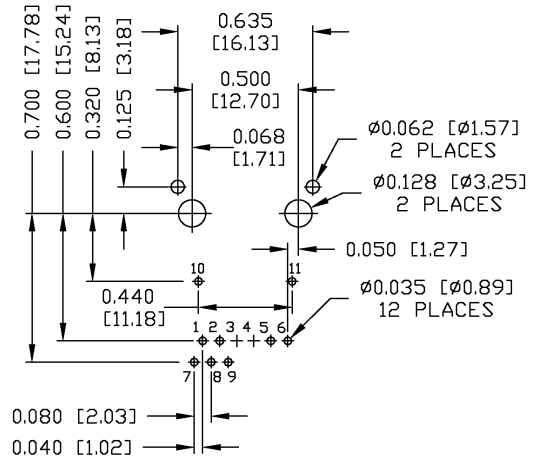


MECHANICAL SPECIFICATION



RECOMMENDED PCB FOOTPRINT

COMPONENT SIDE VIEW



NOTES:

- PLASTIC HOUSING: THERMOPLASTIC PA 4/6
FLAMMABILITY RATING UL 94V-0
- CONTACTS: 50 MICRO-INCH HARD GOLD PLATING
- OUTPUT PINS: TIN-COATED COPPER WIRE, DIA 0.016 AND DIA 0.018 INCH.
- METAL SHIELD: NICKEL PLATED ON COPPER ALLOY.
(ALL GROUND LEADS ARE SOLDER DIPPED)

1 MARK PART WITH MFG LOGO, MFG NAME, PART NUMBER, AND DATE CODE.

UL US UL RECOGNIZED - FILE #E196366 AND E169987.
 RoHS COMPLIANCE, PER EU DIRECTIVE 2002/95/EC.
 JACK CAVITY CONFORMS TO FCC RULES AND REGULATIONS.

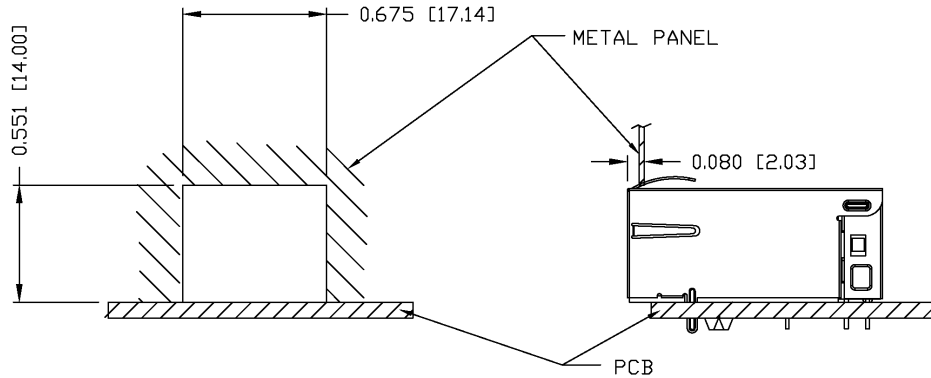
ORIGINATED BY QIN	DATE 08-17-06	TITLE 10/100 MagJack® (VQIP, Tab Up) 0816-1X1T-57-F	PART NO. / DRAWING NO. 08161X1T57-F	STANDARD DIM. TOL. IN INCH	[] METRIC DIM. AS REFERENCE
	DRAWN BY TING			DATE 08-17-06	FILE NAME 08161X1T57-FA.DWG



THE INFORMATION CONTAINED HEREIN IS CONSIDERED "PROPRIETARY" TO BEL FUSE INC. AND SHALL NOT BE COPIED, REPRODUCED OR DISCLOSED WITHOUT THE WRITTEN APPROVAL OF BEL FUSE INC.



SUGGESTED PANEL OPENING



NOTE:

THE DISTANCE OF PANEL INSIDE SURFACE RELATIVE TO FRONT SURFACE OF PART IS ONLY A SUGGESTION. IN CASE THIS DISTANCE IS DIFFERENT, THE REQUIRED PANEL OPENING DIMENSIONS CHANGE ACCORDINGLY.

PACKING INFORMATION

PACKING TRAY : 0200-9999-F1(TOP)
0200-9999-F2 (BOTTOM)

PACKING QUANTITY : 40 PCS FINISHED GOODS PER TRAY
10 TRAYS (400 PCS FINISHED GOODS) PER CARTON BOX

NOTE : CARDBOARDS ARE PLACED BETWEEN LAYERS OF PACKING TRAY INSIDE CARTON BOX
(INCLUDE THE UPPERMOST AND LOWERMOST TRAY)

ORIGINATED BY QIN	DATE 08-17-06	TITLE 10/100 MagJack® (VOIP, Tab Up) 0816-1X1T-57-F	PART NO. / DRAWING NO. 08161X1T57-F		STANDARD DIM. TOL. IN INCH		[] METRIC DIM. AS REFERENCE		bel COMPONENTS FOR A CONNECTED PLANET
			FILE NAME 08161X1T57-FA.DWG	.X		UNIT : INCH [mm]	REV. : A		
DRAWN BY TING	DATE 08-17-06			.XX			SCALE : N/A	SIZE : A4	
				.XXX	±0.004			PAGE : 4	